

Signify Classified - Internal
Cooper Lighting Solutions Photometric Lab
1121 Highway 74 South
Peachtree City, GA 30269



Scaled data based on original data using
LM-79-08 Approved Method: Electrical and Photometric Measurements of Solid-
State Lighting Products

Test Report Prepared for
Cooper Lighting Solutions
(formerly Eaton)

Brand: STREETWORKS

Report Number: P869914

Luminaire Tested: **MEM2-HTN-SA-30-840-U-T2U**

Issue Date: 08/21/2024

Test Information

Test Method: LM-79-08
Report Number: P869914
Test Lab: INNOVATION CENTER(G3)
Issue Date: 08/21/2024
Manufacturer: COOPER LIGHTING SOLUTIONS (FORMERLY EATON)
Product Line: STREETWORKS
Catalog Number: MEM2-HTN-SA-30-840-U-T2U
Description: EPIC MODERN TALL HOUSING DISCRETE LED ARRAYS 30W 80CRI 4000K
FITXURE w/ TYPE II URBAN DISTRIBUTION OPTIC
Light Source: (10) 4000K CCT, 80 CRI LEDS
Ballast/Driver: ELECTRONIC DRIVER

Summary

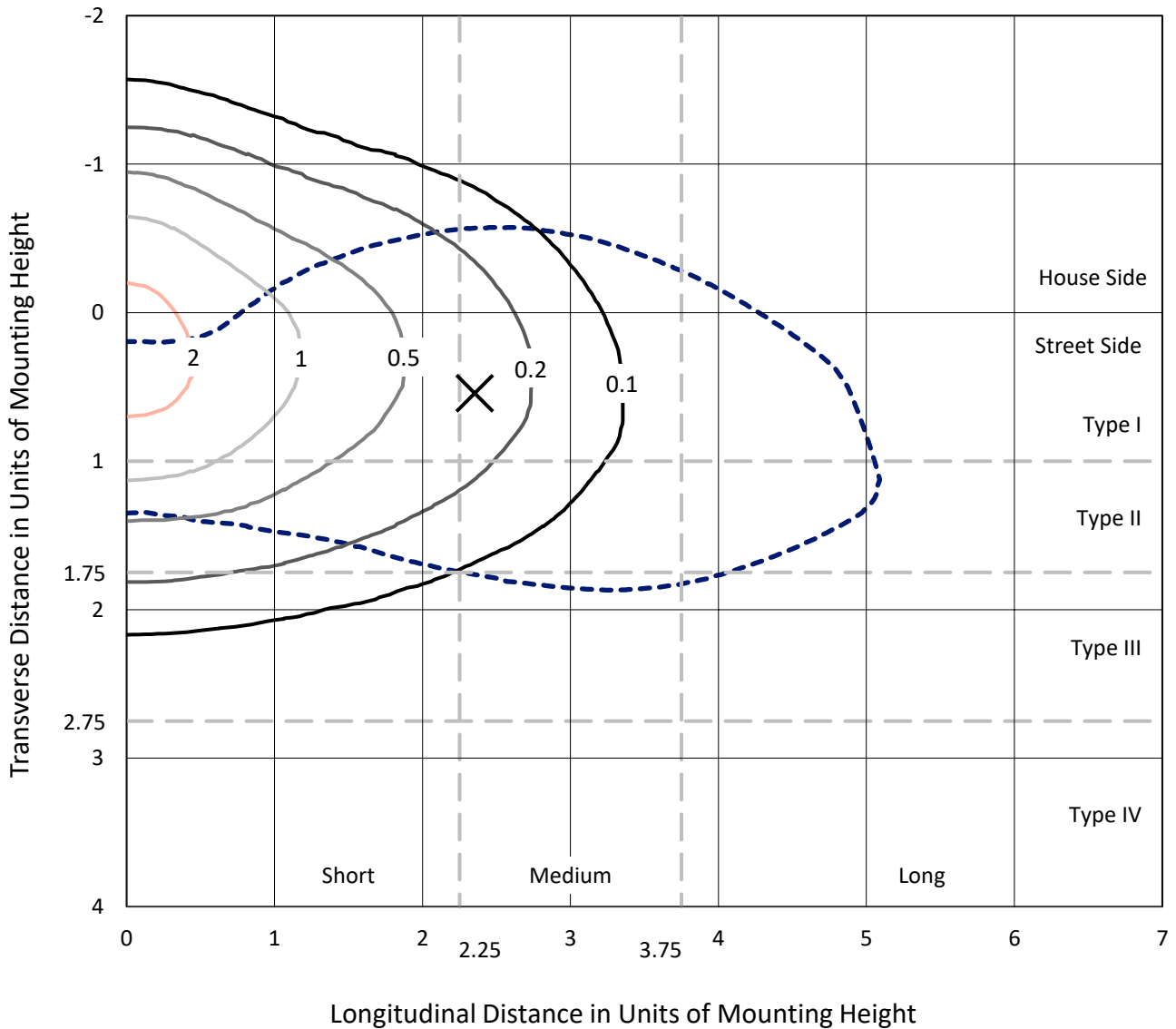
Lumens per Lamp: N/A
Luminaire Lumens: 4742.6 lumens
Efficiency: N/A
Efficacy: 144.6 lumens/watt
Luminous Opening: Rectangular (W 0.33' x L: 0.33' x H: 0')
IES Classification: Type III - Medium
BUG Rating: B1 - U0 - G1

Input Watts (W): 32.8
Input Voltage (V): 120
Input Current (A_{in}): NR
Voltage Rise (V): NR
Power Factor: 0.99
Total Harmonic Distortion (THDi): 9.76%
Frequency (hertz): 60
Stabilization Time: NR
Operation Time: NR
Ambient Temperature (°C): NR
Test Distance: 24 FT

REPORT NUMBER: P869914
 CATALOG NUMBER: MEM2-HTN-SA-30-840-U-T2U

Iso-Footcandle Lines of Horizontal Illumination

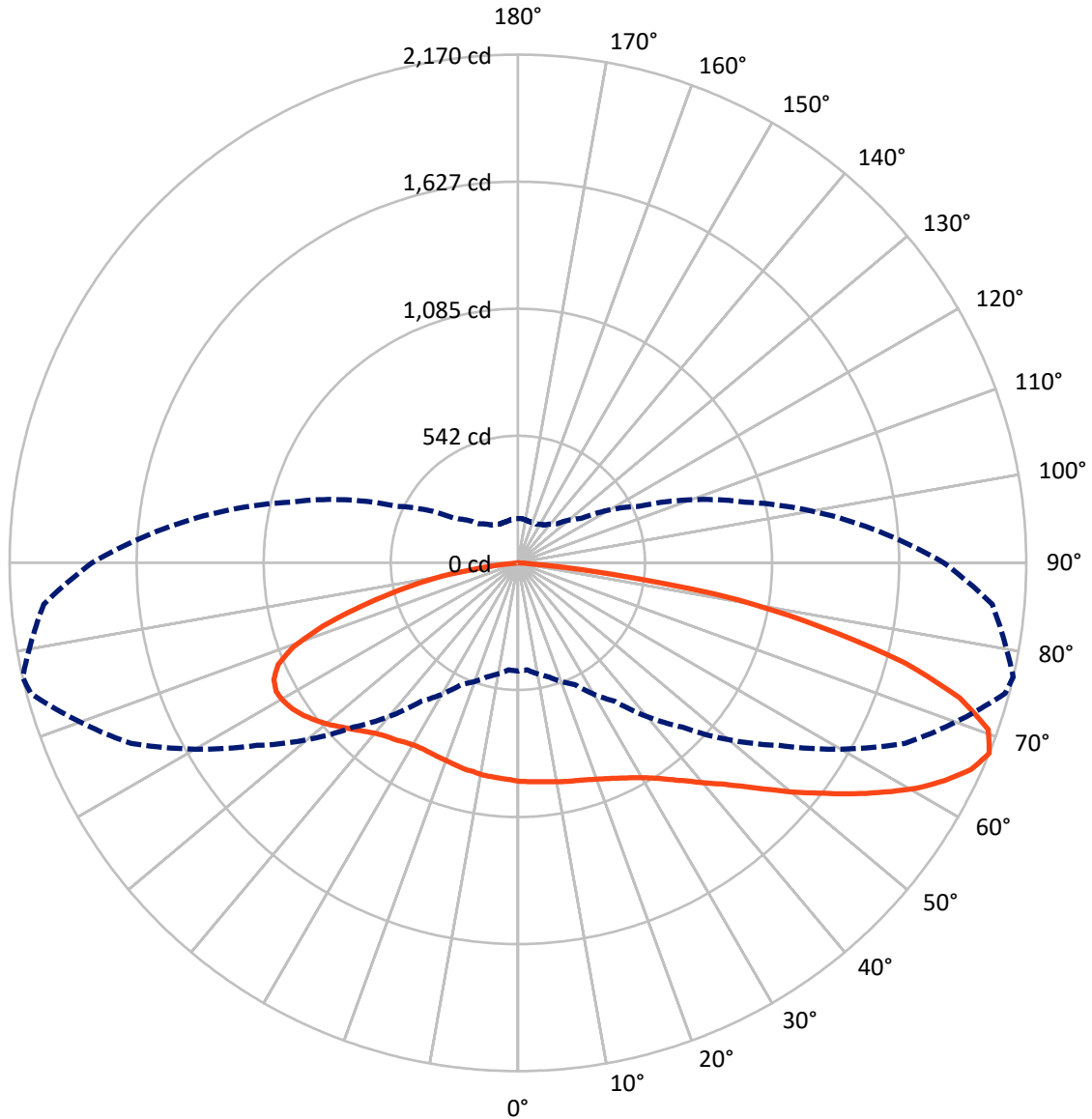
× Max cd
 - - - 1/2 Max cd



Based on 20 foot mounting height. Maximum calculated value = 2.6 fc
 Type III - Medium - N/A

REPORT NUMBER: P869914
CATALOG NUMBER: MEM2-HTN-SA-30-840-U-T2U

Luminous Intensity Polar Plot



— Vertical Plane Through 77-Deg Lateral - - - Horizontal Cone Through 67.5-Deg Vertical

REPORT NUMBER: P869914
 CATALOG NUMBER: MEM2-HTN-SA-30-840-U-T2U

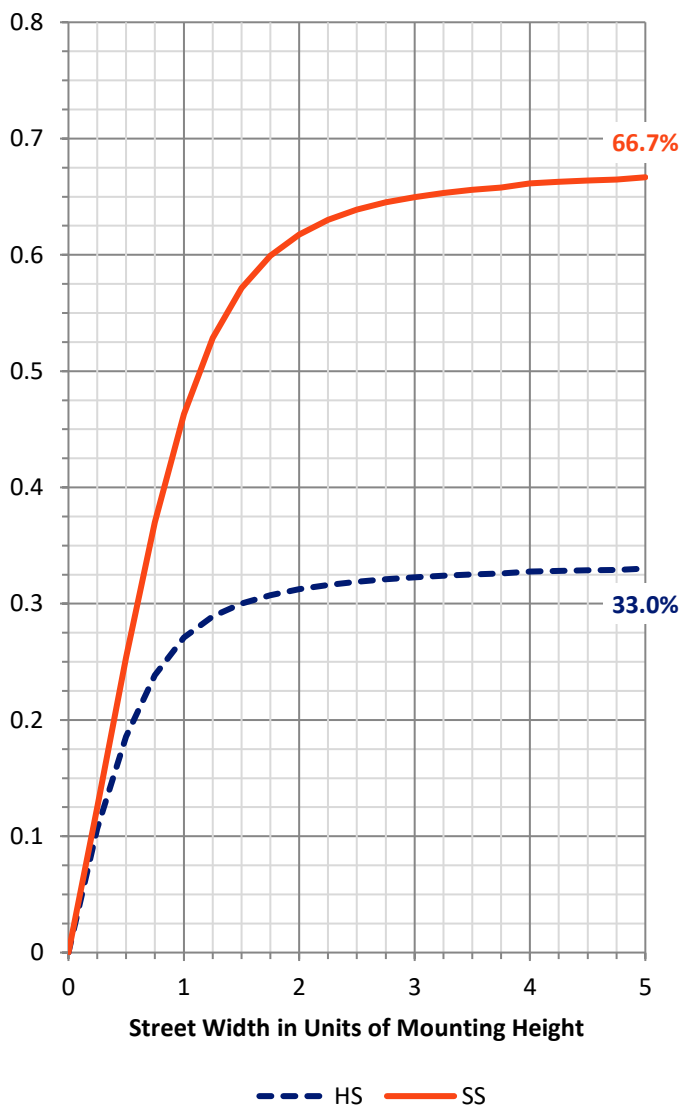
FLUX DISTRIBUTION:

		Downward	Upward	Total
House Side	Lumens	1577.1	0.0	1577.1
	% Fixture	33.3	0.0	33.3
Street Side	Lumens	3165.5	0.0	3165.5
	% Fixture	66.7	0.0	66.7
Total	Lumens	4742.6	0.0	4742.6
	% Fixture	100.0	0.0	100.0

ZONAL LUMENS:

Zone	Lumens	% Fixture
0°-10°	89.6	1.9
10°-20°	271.8	5.7
20°-30°	458.2	9.7
30°-40°	650.3	13.7
40°-50°	822.7	17.3
50°-60°	901.2	19.0
60°-70°	871.2	18.4
70°-80°	585.9	12.4
80°-90°	91.6	1.9
90°-100°	0.0	0.0
100°-110°	0.0	0.0
110°-120°	0.0	0.0
120°-130°	0.0	0.0
130°-140°	0.0	0.0
140°-150°	0.0	0.0
150°-160°	0.0	0.0
160°-170°	0.0	0.0
170°-180°	0.0	0.0
0°-90°	4742.6	100.0
0°-180°	4742.6	100.0

Coefficient of Utilization



REPORT NUMBER: P869914

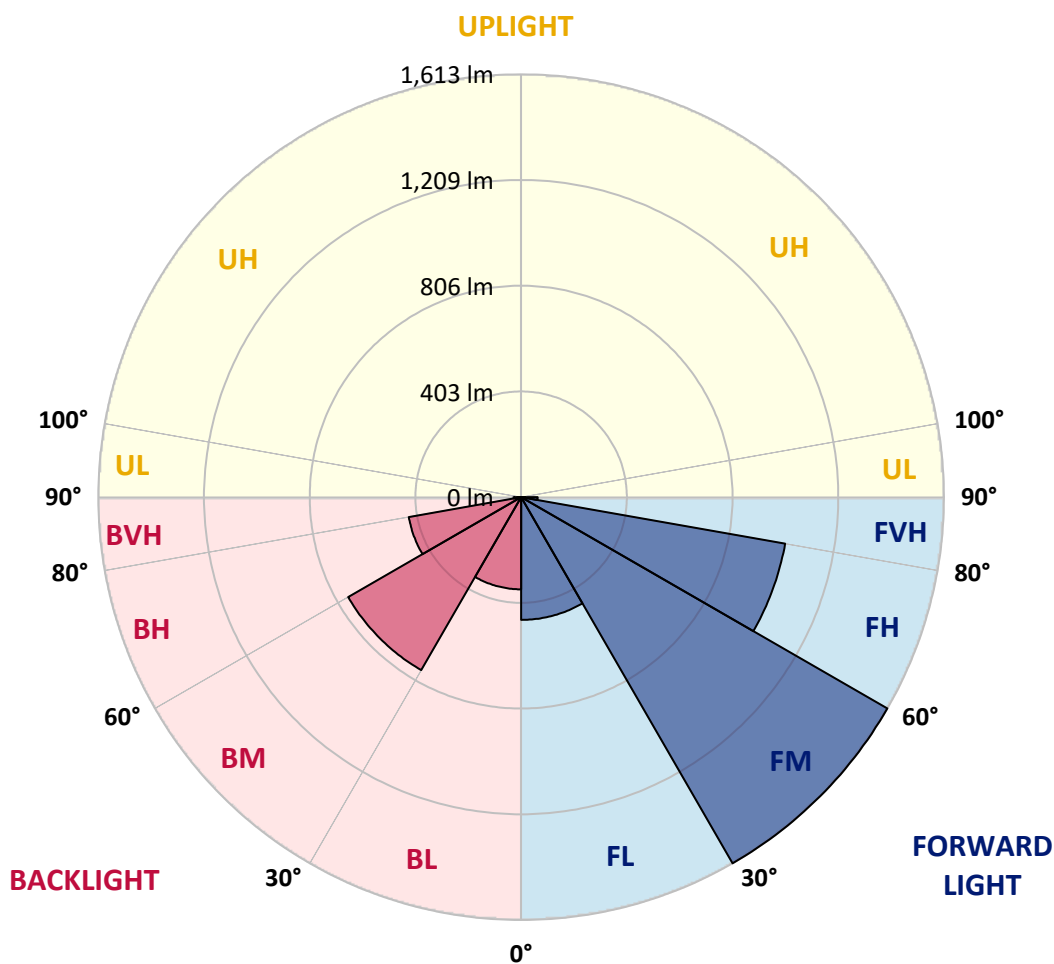
CATALOG NUMBER: MEM2-HTN-SA-30-840-U-T2U

LUMINAIRE CLASSIFICATION SYSTEM LUMEN TABLE AND BUG RATING:

Zone		Lumens	% Fixture	Zone Rating/Lumen Limit		
				B	U	G
FL	(0°-30°)	468.1	9.9			
FM	(30°-60°)	1612.5	34.0			
FH	(60°-80°)	1022.2	21.6			G1/1800
FVH	(80°-90°)	62.7	1.3			G1/100
BL	(0°-30°)	351.6	7.4	B1/500		
BM	(30°-60°)	761.7	16.1	B1/1000		
BH	(60°-80°)	435.0	9.2	B1/500		G1/500
BVH	(80°-90°)	28.9	0.6			G1/100
UL	(90°-100°)	0.0	0.0		U0/0	
UH	(100°-180°)	0.0	0.0		U0/0	

BUG Rating: B1-U0-G1

Type III Medium





REPORT NUMBER: P869914

CATALOG NUMBER: MEM2-HTN-SA-30-840-U-T2U

CANDELA DISTRIBUTION (FULL):

	0°	5°	15°	25°	35°	45°	55°	65°	75°	77°	85°
0°	932.4	932.4	932.4	932.4	932.4	932.4	932.4	932.4	932.4	932.4	932.4
2.5°	953.1	952.1	947.4	949.3	943.7	947.4	941.8	937.1	936.2	935.3	936.2
5°	983.1	978.4	973.7	970.9	966.2	964.3	954.9	945.6	939.9	939.0	937.1
7.5°	1017.8	1015.9	1009.4	1005.6	992.5	985.9	972.8	955.9	947.4	943.7	939.0
10°	1053.4	1058.1	1049.7	1042.2	1027.2	1013.1	990.6	969.0	952.1	950.3	939.9
12.5°	1097.5	1096.6	1091.0	1077.8	1060.0	1040.3	1013.1	983.1	960.6	956.8	941.8
15°	1136.9	1136.0	1128.5	1116.3	1092.8	1068.5	1031.9	997.2	969.0	963.4	945.6
17.5°	1173.5	1171.6	1167.0	1153.8	1124.7	1094.7	1059.1	1013.1	979.3	972.8	948.4
20°	1205.4	1207.3	1201.7	1188.5	1161.3	1129.4	1084.4	1033.7	992.5	985.0	956.8
22.5°	1240.1	1241.1	1238.2	1233.6	1198.8	1165.1	1116.3	1057.2	1007.5	1000.0	966.2
25°	1276.7	1277.6	1279.5	1276.7	1237.3	1200.7	1149.1	1086.3	1028.1	1017.8	979.3
27.5°	1318.9	1319.9	1323.6	1318.0	1275.8	1237.3	1185.7	1117.2	1049.7	1038.4	990.6
30°	1366.8	1370.5	1367.7	1365.8	1317.0	1279.5	1222.3	1149.1	1077.8	1063.8	1010.3
32.5°	1424.0	1423.0	1417.4	1411.8	1362.1	1322.7	1263.6	1190.4	1112.5	1096.6	1042.2
35°	1465.3	1465.3	1456.8	1454.0	1408.0	1366.8	1308.6	1236.4	1151.9	1136.9	1076.0
37.5°	1490.6	1494.3	1487.8	1489.6	1445.6	1407.1	1353.6	1283.3	1195.1	1182.0	1117.2
40°	1500.0	1509.3	1515.0	1522.5	1478.4	1445.6	1401.5	1333.9	1250.4	1235.4	1167.0
42.5°	1501.8	1515.9	1535.6	1551.6	1501.8	1474.6	1447.4	1385.5	1304.8	1291.7	1221.4
45°	1492.5	1485.9	1533.7	1535.6	1515.0	1498.1	1487.8	1447.4	1383.6	1362.1	1288.9
47.5°	1421.2	1413.7	1426.8	1486.8	1499.0	1508.4	1529.0	1519.7	1462.4	1445.6	1366.8
50°	1305.8	1302.0	1354.6	1419.3	1459.6	1507.5	1562.8	1589.1	1549.7	1539.4	1465.3
52.5°	1115.4	1105.0	1212.0	1337.7	1408.0	1498.1	1586.3	1660.4	1648.2	1633.2	1549.7
55°	994.3	994.3	1066.6	1223.2	1342.4	1464.3	1601.3	1735.4	1757.0	1740.1	1646.3
57.5°	864.9	875.2	950.3	1058.1	1247.6	1402.4	1599.4	1798.3	1862.1	1846.1	1748.6
60°	754.2	762.6	805.8	914.6	1136.0	1320.8	1578.8	1849.9	1959.6	1954.0	1838.6
62.5°	641.6	652.0	686.7	788.9	988.7	1227.0	1535.6	1878.0	2051.5	2045.9	1929.6
65°	551.6	552.5	587.2	672.6	841.4	1113.5	1459.6	1872.4	2122.8	2126.6	2006.5
67.5°	461.5	458.7	503.7	573.2	721.4	991.5	1358.3	1822.7	2152.9	2169.7	2031.8
70°	339.6	343.3	406.2	483.1	609.7	850.8	1216.7	1726.0	2104.1	2130.3	1973.7
72.5°	255.2	262.7	323.6	403.4	509.4	710.1	1061.9	1558.1	1968.1	1971.8	1796.4
75°	207.3	209.2	263.6	334.9	417.4	569.4	852.7	1301.1	1664.1	1707.3	1526.2
77.5°	176.4	174.5	200.7	270.2	336.8	455.0	642.6	989.7	1306.7	1326.4	1195.1
80°	150.1	149.2	158.5	218.6	263.6	324.6	440.0	689.5	932.4	954.0	848.9
82.5°	78.8	84.4	82.5	135.1	149.2	170.7	211.1	313.3	407.1	412.7	390.2
85°	3.8	3.8	3.8	5.6	9.4	15.0	29.1	29.1	31.9	61.0	69.4
87.5°	0.9	0.9	1.9	1.9	1.9	2.8	2.8	3.8	3.8	3.8	3.8
90°	0.0	0.0	0.0	0.0	0.0	0.0	0.0	0.0	0.0	0.0	0.0



REPORT NUMBER: P869914

CATALOG NUMBER: MEM2-HTN-SA-30-840-U-T2U

CANDELA DISTRIBUTION (continued):

	90°	95°	105°	115°	125°	135°	145°	155°	165°	175°	180°
0°	932.4	932.4	932.4	932.4	932.4	932.4	932.4	932.4	932.4	932.4	932.4
2.5°	934.3	930.6	924.9	925.9	924.9	924.9	920.2	916.5	915.6	917.4	921.2
5°	935.3	929.6	921.2	918.4	915.6	913.7	906.2	900.5	897.7	899.6	900.5
7.5°	935.3	926.8	917.4	911.8	904.3	898.7	890.2	882.7	879.0	879.9	881.8
10°	933.4	924.0	916.5	905.2	893.0	886.5	873.3	864.0	859.3	860.2	855.5
12.5°	933.4	923.1	908.0	897.7	880.8	866.8	856.5	846.1	842.4	838.6	836.8
15°	934.3	921.2	906.2	884.6	864.9	849.9	836.8	830.2	824.6	822.7	823.6
17.5°	934.3	921.2	898.7	873.3	850.8	832.1	820.8	813.3	811.4	809.5	809.5
20°	939.0	922.1	892.1	862.1	833.9	814.2	803.9	799.2	799.2	796.4	796.4
22.5°	946.5	924.0	888.3	852.7	819.9	798.3	787.0	781.4	784.2	782.3	781.4
25°	954.9	930.6	883.7	839.6	801.1	778.6	767.3	763.6	762.6	758.0	764.5
27.5°	961.5	935.3	880.8	826.4	784.2	758.0	743.9	737.3	732.6	734.5	732.6
30°	979.3	948.4	881.8	815.2	765.5	733.6	716.7	709.2	707.3	707.3	707.3
32.5°	1003.7	965.3	888.3	810.5	747.6	710.1	689.5	682.0	680.1	676.3	678.2
35°	1034.7	990.6	898.7	803.0	733.6	682.9	660.4	650.1	647.3	643.5	643.5
37.5°	1069.4	1015.9	906.2	799.2	714.8	654.8	629.4	616.3	614.4	610.7	612.6
40°	1113.5	1050.6	918.4	791.7	693.2	629.4	595.7	574.1	578.8	580.7	584.4
42.5°	1163.2	1094.7	937.1	784.2	676.3	603.2	553.5	531.9	537.5	535.6	539.4
45°	1230.7	1146.3	960.6	781.4	655.7	571.3	510.3	485.9	484.0	481.2	483.1
47.5°	1301.1	1208.2	983.1	775.8	633.2	531.9	461.5	430.6	423.1	419.3	415.6
50°	1374.3	1270.1	1009.4	772.0	603.2	487.8	412.7	377.1	363.0	358.3	353.7
52.5°	1456.8	1336.7	1031.9	762.6	570.3	441.8	368.7	328.3	312.4	303.0	303.9
55°	1544.1	1397.7	1052.5	751.4	532.8	398.7	324.6	290.8	274.9	272.0	272.0
57.5°	1624.7	1460.6	1067.5	731.7	495.3	356.5	288.0	258.9	251.4	255.2	255.2
60°	1707.3	1511.2	1075.0	710.1	456.8	320.8	262.7	239.2	235.5	243.0	243.9
62.5°	1773.9	1551.6	1073.1	680.1	414.6	289.9	238.3	219.5	221.4	234.5	237.3
65°	1821.7	1571.3	1049.7	635.1	374.3	262.7	216.7	198.9	198.9	208.3	211.1
67.5°	1818.0	1545.9	1002.8	572.2	331.1	235.5	197.0	182.9	182.9	189.5	188.6
70°	1741.0	1458.7	913.7	496.2	288.9	212.0	180.1	169.8	168.9	171.7	170.7
72.5°	1556.2	1281.4	774.8	409.9	249.5	188.6	163.2	153.8	152.0	148.2	145.4
75°	1284.2	1052.5	605.1	326.4	211.1	166.0	147.3	138.8	131.3	136.0	133.2
77.5°	996.2	807.7	450.3	253.3	171.7	144.5	131.3	121.9	120.1	137.0	131.3
80°	727.0	558.1	318.0	181.0	133.2	117.3	109.8	102.2	129.5	173.5	172.6
82.5°	322.7	269.2	145.4	86.3	61.9	51.6	43.2	48.8	81.6	79.7	82.5
85°	29.1	30.0	15.9	10.3	6.6	5.6	3.8	3.8	2.8	2.8	2.8
87.5°	3.8	3.8	2.8	2.8	1.9	1.9	1.9	1.9	0.9	0.9	0.9
90°	0.0	0.0	0.0	0.0	0.0	0.0	0.0	0.0	0.0	0.0	0.0

Cooper Lighting Solutions Photometric Lab
1121 Highway 74 South
Peachtree City, GA 30269



LM-79-2019: Approved Method: Electrical and Photometric Measurements of Solid-State Lighting Products

Report Prepared for

Cooper Lighting Solutions

Streetworks

Report Number: SP1-2407-157-8

Test Date: 09/05/2024

Luminaire Tested: MEM2-HTN-SA-30-840-U-5WQ

Data in this report applies to families of products including MEM2-HTN-SA-30-840-U-5WQ

Test Information

Test Method: LM-79-2019
 Report Number: SP1-2407-157-8
 Test Lab: COOPER LIGHTING SOLUTIONS
 Photometer: SP1 - 76IN SPHERE
 Measurement Geometry: 4π
 Issue Date: 09/05/2024
 Manufacturer: COOPER LIGHTING SOLUTIONS
 Product Line: Streetworks
 Catalog Number: **MEM2-HTN-SA-30-840-U-5WQ**
 Description: Epic Modern Light Square 30W 5WQ Optic

Spectral Parameters

CCT (K): 3996
 CIE u': 0.2245
 CIE v': 0.5031
 Duv: 0.0012
 CIE x: 0.3815
 CIE y: 0.3799
 CIE z: 0.2386
 Peak Wavelength (nm): 449
 Dominant Wavelength (nm): 578
 Purity: 28.49233
 Rf: 82.6
 Rg: 95.1

CRI (Ra):	80.6		
R1:	78.1	R9:	-5.8
R2:	87.1	R10:	70.3
R3:	94.5	R11:	78.7
R4:	79.7	R12:	60.5
R5:	78.7	R13:	80.2
R6:	82.7	R14:	97.2
R7:	84.3	R15:	70.6
R8:	59.5		



Test Conditions

Stabilization Time: 29M
 Operation Time: 1H 29M
 Sphere Temperature (°C): 24.3

REPORT NUMBER: SP1-2407-157-8

Measurement and Test Equipment			
Instrument	Identification Number	Calibration Date	Calibration Due Date
Photometer	IN0058	6/18/2024	12/18/2024
Power Meter	INXT2011004	2/8/2024	2/8/2025
AC Power Source	IN0063	10/24/2023	10/24/2024
DC Power Source	IN0208	10/24/2023	10/24/2024
Sphere Thermometer	IN0085	10/24/2023	10/24/2024
Room Thermometer	IN0046	10/24/2023	10/24/2024

REPORT NUMBER: SP1-2407-157-8

CIE 1931 Chromaticity Diagram



CIE 1931 Chromaticity Diagram with 2017 ANSI 7-Step and 4-Step Quadrangles



Point lies inside the ANSI 4000K 4-step quadrangle

REPORT NUMBER: SP1-2407-157-8

Photopic Flux vs. Wavelength



Photopic Lumens: NR

λ (nm)	Power W [^] /nm	Lumens (ϕ /nm)	λ (nm)	Power W [^] /nm	Lumens (ϕ /nm)	λ (nm)	Power W [^] /nm	Lumens (ϕ /nm)	λ (nm)	Power W [^] /nm	Lumens (ϕ /nm)	λ (nm)	Power W [^] /nm	Lumens (ϕ /nm)
360	0	NR	490	289	NR	620	725	NR	750	17	NR	880	0	NR
365	0	NR	495	351	NR	625	673	NR	755	15	NR	885	0	NR
370	0	NR	500	414	NR	630	619	NR	760	13	NR	890	0	NR
375	0	NR	505	470	NR	635	562	NR	765	11	NR	895	0	NR
380	0	NR	510	513	NR	640	506	NR	770	9	NR	900	0	NR
385	0	NR	515	546	NR	645	452	NR	775	8	NR	905	0	NR
390	0	NR	520	571	NR	650	400	NR	780	7	NR	910	0	NR
395	1	NR	525	592	NR	655	352	NR	785	6	NR	915	0	NR
400	3	NR	530	606	NR	660	307	NR	790	5	NR	920	0	NR
405	6	NR	535	624	NR	665	267	NR	795	4	NR	925	0	NR
410	12	NR	540	642	NR	670	231	NR	800	4	NR	930	0	NR
415	22	NR	545	663	NR	675	199	NR	805	3	NR	935	0	NR
420	44	NR	550	686	NR	680	171	NR	810	3	NR	940	0	NR
425	83	NR	555	713	NR	685	146	NR	815	2	NR	945	0	NR
430	150	NR	560	745	NR	690	125	NR	820	2	NR	950	0	NR
435	267	NR	565	774	NR	695	106	NR	825	2	NR	955	0	NR
440	466	NR	570	806	NR	700	90	NR	830	1	NR	960	0	NR
445	804	NR	575	835	NR	705	76	NR	835	1	NR	965	0	NR
450	1000	NR	580	858	NR	710	65	NR	840	1	NR	970	0	NR
455	715	NR	585	875	NR	715	55	NR	845	1	NR	975	0	NR
460	492	NR	590	884	NR	720	47	NR	850	1	NR	980	0	NR
465	402	NR	595	880	NR	725	40	NR	855	1	NR	985	0	NR
470	288	NR	600	868	NR	730	34	NR	860	1	NR	990	0	NR
475	226	NR	605	844	NR	735	28	NR	865	1	NR	995	0	NR
480	227	NR	610	814	NR	740	24	NR	870	0	NR	1000	0	NR
485	248	NR	615	771	NR	745	20	NR	875	0	NR			

REPORT NUMBER: SP1-2407-157-8

Scotopic Flux vs. Wavelength



Scotopic Lumens: NR

S/P: 1.66

λ (nm)	Power W [^] /nm	Lumens (φ/nm)	λ (nm)	Power W [^] /nm	Lumens (φ/nm)	λ (nm)	Power W [^] /nm	Lumens (φ/nm)	λ (nm)	Power W [^] /nm	Lumens (φ/nm)	λ (nm)	Power W [^] /nm	Lumens (φ/nm)
360	0	NR	490	289	NR	620	725	NR	750	17	NR	880	0	NR
365	0	NR	495	351	NR	625	673	NR	755	15	NR	885	0	NR
370	0	NR	500	414	NR	630	619	NR	760	13	NR	890	0	NR
375	0	NR	505	470	NR	635	562	NR	765	11	NR	895	0	NR
380	0	NR	510	513	NR	640	506	NR	770	9	NR	900	0	NR
385	0	NR	515	546	NR	645	452	NR	775	8	NR	905	0	NR
390	0	NR	520	571	NR	650	400	NR	780	7	NR	910	0	NR
395	1	NR	525	592	NR	655	352	NR	785	6	NR	915	0	NR
400	3	NR	530	606	NR	660	307	NR	790	5	NR	920	0	NR
405	6	NR	535	624	NR	665	267	NR	795	4	NR	925	0	NR
410	12	NR	540	642	NR	670	231	NR	800	4	NR	930	0	NR
415	22	NR	545	663	NR	675	199	NR	805	3	NR	935	0	NR
420	44	NR	550	686	NR	680	171	NR	810	3	NR	940	0	NR
425	83	NR	555	713	NR	685	146	NR	815	2	NR	945	0	NR
430	150	NR	560	745	NR	690	125	NR	820	2	NR	950	0	NR
435	267	NR	565	774	NR	695	106	NR	825	2	NR	955	0	NR
440	466	NR	570	806	NR	700	90	NR	830	1	NR	960	0	NR
445	804	NR	575	835	NR	705	76	NR	835	1	NR	965	0	NR
450	1000	NR	580	858	NR	710	65	NR	840	1	NR	970	0	NR
455	715	NR	585	875	NR	715	55	NR	845	1	NR	975	0	NR
460	492	NR	590	884	NR	720	47	NR	850	1	NR	980	0	NR
465	402	NR	595	880	NR	725	40	NR	855	1	NR	985	0	NR
470	288	NR	600	868	NR	730	34	NR	860	1	NR	990	0	NR
475	226	NR	605	844	NR	735	28	NR	865	1	NR	995	0	NR
480	227	NR	610	814	NR	740	24	NR	870	0	NR	1000	0	NR
485	248	NR	615	771	NR	745	20	NR	875	0	NR			

REPORT NUMBER: SP1-2407-157-8

Melanopic Flux vs. Wavelength



Melanopic Lumens: NR

M/P: 3.37

λ (nm)	Power W [^] /nm	Lumens (φ/nm)	λ (nm)	Power W [^] /nm	Lumens (φ/nm)	λ (nm)	Power W [^] /nm	Lumens (φ/nm)	λ (nm)	Power W [^] /nm	Lumens (φ/nm)	λ (nm)	Power W [^] /nm	Lumens (φ/nm)
360	0	NR	490	289	NR	620	725	NR	750	17	NR	880	0	NR
365	0	NR	495	351	NR	625	673	NR	755	15	NR	885	0	NR
370	0	NR	500	414	NR	630	619	NR	760	13	NR	890	0	NR
375	0	NR	505	470	NR	635	562	NR	765	11	NR	895	0	NR
380	0	NR	510	513	NR	640	506	NR	770	9	NR	900	0	NR
385	0	NR	515	546	NR	645	452	NR	775	8	NR	905	0	NR
390	0	NR	520	571	NR	650	400	NR	780	7	NR	910	0	NR
395	1	NR	525	592	NR	655	352	NR	785	6	NR	915	0	NR
400	3	NR	530	606	NR	660	307	NR	790	5	NR	920	0	NR
405	6	NR	535	624	NR	665	267	NR	795	4	NR	925	0	NR
410	12	NR	540	642	NR	670	231	NR	800	4	NR	930	0	NR
415	22	NR	545	663	NR	675	199	NR	805	3	NR	935	0	NR
420	44	NR	550	686	NR	680	171	NR	810	3	NR	940	0	NR
425	83	NR	555	713	NR	685	146	NR	815	2	NR	945	0	NR
430	150	NR	560	745	NR	690	125	NR	820	2	NR	950	0	NR
435	267	NR	565	774	NR	695	106	NR	825	2	NR	955	0	NR
440	466	NR	570	806	NR	700	90	NR	830	1	NR	960	0	NR
445	804	NR	575	835	NR	705	76	NR	835	1	NR	965	0	NR
450	1000	NR	580	858	NR	710	65	NR	840	1	NR	970	0	NR
455	715	NR	585	875	NR	715	55	NR	845	1	NR	975	0	NR
460	492	NR	590	884	NR	720	47	NR	850	1	NR	980	0	NR
465	402	NR	595	880	NR	725	40	NR	855	1	NR	985	0	NR
470	288	NR	600	868	NR	730	34	NR	860	1	NR	990	0	NR
475	226	NR	605	844	NR	735	28	NR	865	1	NR	995	0	NR
480	227	NR	610	814	NR	740	24	NR	870	0	NR	1000	0	NR
485	248	NR	615	771	NR	745	20	NR	875	0	NR			

Summary

$R_f = 82.6$
 $R_g = 95.1$
 CIE $R_a = 80.6$
 $R_g = -5.8$



Color Vector Graphics



Individual Sample Fidelity Index ($R_{f,i}$)

CES01 = 85	CES26 = 79	CES51 = 94	CES76 = 72
CES02 = 61	CES27 = 93	CES52 = 94	CES77 = 82
CES03 = 31	CES28 = 90	CES53 = 88	CES78 = 71
CES04 = 69	CES29 = 83	CES54 = 89	CES79 = 91
CES05 = 48	CES30 = 95	CES55 = 88	CES80 = 88
CES06 = 50	CES31 = 86	CES56 = 84	CES81 = 80
CES07 = 40	CES32 = 78	CES57 = 84	CES82 = 95
CES08 = 39	CES33 = 90	CES58 = 84	CES83 = 95
CES09 = 29	CES34 = 85	CES59 = 90	CES84 = 90
CES10 = 74	CES35 = 92	CES60 = 91	CES85 = 78
CES11 = 57	CES36 = 85	CES61 = 87	CES86 = 73
CES12 = 63	CES37 = 91	CES62 = 87	CES87 = 83
CES13 = 42	CES38 = 95	CES63 = 84	CES88 = 86
CES14 = 74	CES39 = 98	CES64 = 78	CES89 = 76
CES15 = 71	CES40 = 94	CES65 = 75	CES90 = 87
CES16 = 46	CES41 = 98	CES66 = 75	CES91 = 72
CES17 = 49	CES42 = 92	CES67 = 73	CES92 = 62
CES18 = 56	CES43 = 88	CES68 = 77	CES93 = 78
CES19 = 71	CES44 = 99	CES69 = 82	CES94 = 60
CES20 = 65	CES45 = 93	CES70 = 72	CES95 = 70
CES21 = 86	CES46 = 90	CES71 = 67	CES96 = 82
CES22 = 78	CES47 = 95	CES72 = 89	CES97 = 90
CES23 = 91	CES48 = 84	CES73 = 65	CES98 = 84
CES24 = 90	CES49 = 89	CES74 = 93	CES99 = 73
CES25 = 71	CES50 = 94	CES75 = 69	



Color Rendition by Hue-Angle Bin



Measure Comparisons



(END OF REPORT)